

2021 Environment and Safety Performance

abbvie



Introduction

The following are performance charts for our corporate-wide environment and safety data. All environment data is presented as absolute data and safety data is presented as rates using hours worked.

Metric:

- Energy: Total Energy Consumption
- Greenhouse Gas (GHG): Total GHG (market & location based), by scope 1 and scope 2 (market & location based)
- Water: Total Water Consumption, Total Water Withdrawal, *Water Withdrawal – by source, Water Discharge – by destination, Water Consumed in process*
- Waste: Total Waste, Total Hazardous Waste, Total Waste Disposed, *Non-hazardous and Hazardous waste, reused/recycled*
- Safety: Recordable Incident Rate, Lost Time Incident Rate

Specified 2021 environment and safety data have been assured by DNV. Where noted: minor changes have been made to previously stated data. The 2021 Assurance Report can be found at the end of this document. Our approach to data from this period is given on the right.

abbvie

Coverage

AbbVie takes an operations approach for all of the performance data in this document, coverage differs as follows: (1) Coverage for water and waste data are collected directly from our 17 manufacturing and R&D facilities in a globally deployed software solution on a quarterly basis. Further breakdown of water data was provided directly from the legacy AbbVie sites. These data include 100% of metrics for legacy AbbVie manufacturing and R&D, which account for the majority (>75%) of our operations. 2021 data does not include legacy Allergan.

(2) Coverage for energy and greenhouse gas emissions data represents 100% of our operations. This data is collected utilizing the same process described for waste and water; however, data are also collected and reported for fuel consumption from our global commercial sales fleet, as well as energy consumption from our commercial affiliate offices and warehouses around the world. 2021 data also includes legacy Allergan manufacturing and R&D, commercial sales fleet and commercial affiliate offices and warehouses.

(3) Coverage for our Safety data represents 100% of all legacy AbbVie operations. 2021 data does not include legacy Allergan.

Energy Metrics

Notes on Metrics:

1. Greenhouse gas emissions data was prepared to the WRI/WBCSD Greenhouse Gas Protocol.
2. 2021 data includes legacy Allergan.
3. 2021 data assured by DNV.

Notes on Trends: 2021 Total Energy Consumption increased from 2020 due to the inclusion of legacy Allergan manufacturing, R&D, commercial fleet and affiliate offices and warehouses. 2017-2020 Energy Consumption includes legacy AbbVie only.

2021 Environment and Safety Performance

Total Energy Consumption 5 year trend



Greenhouse Gas Metrics

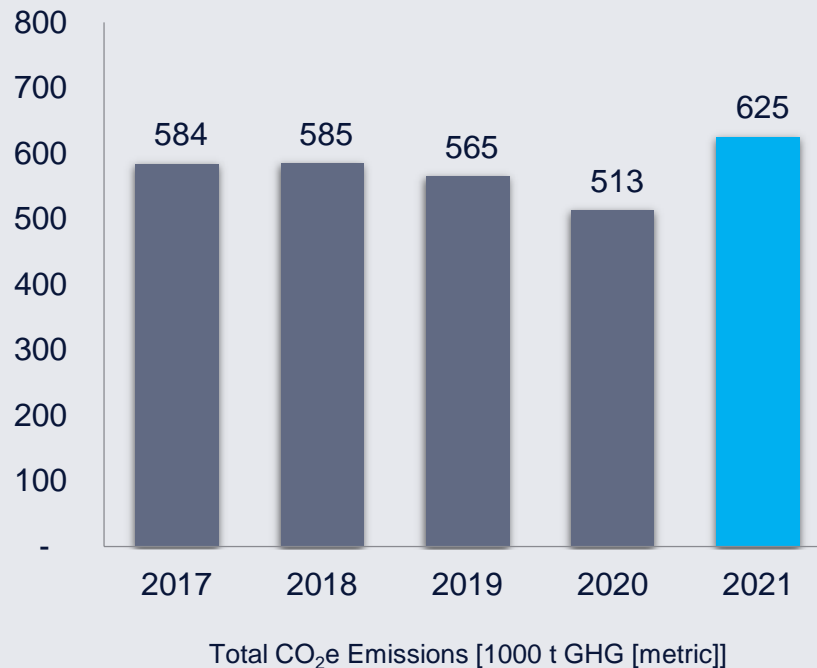
Notes on Metrics:

1. Greenhouse gas emissions data was prepared to the WRI/WBCSD Greenhouse Gas Protocol. 2017-2021 Scope 2 CO₂e emissions calculated using market based methodology.
2. Minor change to previously stated Total CO₂e Emissions in 2020 due to non-material data corrections.
3. 2021 data includes legacy Allergan.
4. 2021 data assured by DNV.

Notes on Trends: 2021 Total CO₂e emissions increased from 2020 due to the inclusion of legacy Allergan manufacturing, R&D, commercial fleet and affiliate offices and warehouses. 2017-2020 Total CO₂e emissions includes legacy AbbVie only.

*Location based Total CO₂e emissions [1000 metric t CO₂e] – 2020: 582; 2021: 699

Total CO₂e Emissions 5 year trend



Greenhouse Gas Metrics

Notes on Metrics:

1. Greenhouse gas emissions data was prepared to the WRI/WBCSD Greenhouse Gas Protocol.
2. 2021 data includes legacy Allergan.
3. 2021 data assured by DNV.

Notes on Trends: 2021 Scope 1 CO₂e emissions increased from 2020 due to the inclusion of legacy Allergan manufacturing, R&D, commercial fleet, commercial affiliate offices and warehouses. 2017-2020 Scope 1 CO₂e emissions includes legacy AbbVie only.

2021 Environment and Safety Performance

Scope 1 CO₂e Emissions 5 year trend



Scope 1 CO₂e Emissions [1000 t GHG [metric]]

Greenhouse Gas Metrics

Notes on Metrics:

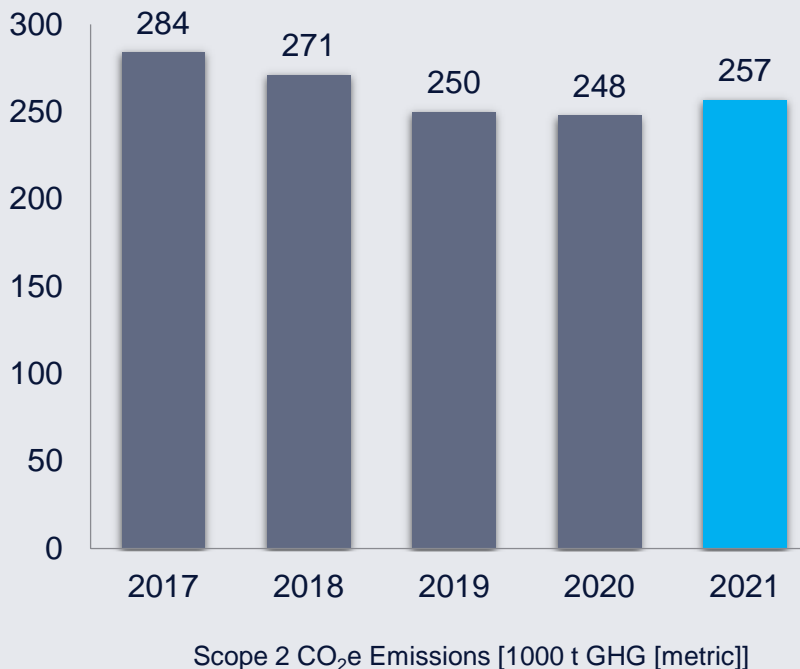
1. Greenhouse gas emissions data was prepared to the WRI/WBCSD Greenhouse Gas Protocol. 2017-2021 Scope 2 CO₂e emissions calculated using market based methodology.
2. Minor change to previously stated Scope 2 CO₂e Emissions in 2020 due to non-material data corrections.
3. 2021 data includes legacy Allergan.
4. 2021 data assured by DNV.

Notes on Trends: 2021 Scope 2 CO₂e emissions increased from 2020 due to the inclusion of legacy Allergan manufacturing, R&D, commercial fleet, commercial affiliate offices and warehouses. 2017-2020 Scope 2 CO₂e emissions includes legacy AbbVie only.

*Location based Scope 2 CO₂e emissions [1000 metric t CO₂e] – 2020: 318; 2021: 331

2021 Environment and Safety Performance

Scope 2 CO₂e Emissions 5 year trend



Water Metrics

Notes on Metrics:

1. Total water consumption is defined as total water used excluding non-contact cooling water that is drawn from and returned to the same source, with equal quality.
2. 2017-2021 data includes legacy AbbVie only.
3. 2021 data assured by DNV.

Total Water Consumption 5 year trend



Water Metrics

Notes on Metrics:

1. Total water withdrawal includes all water used, including non-contact cooling water that is drawn from and returned to the same source, with equal quality.

*Water breakdown:

¹Total water withdrawal by source [million m³] – 2020: 34.6; 2021: 38.4.

Total water discharge by destination [million m³] – 2020: 33.7; 2021: 37.4.

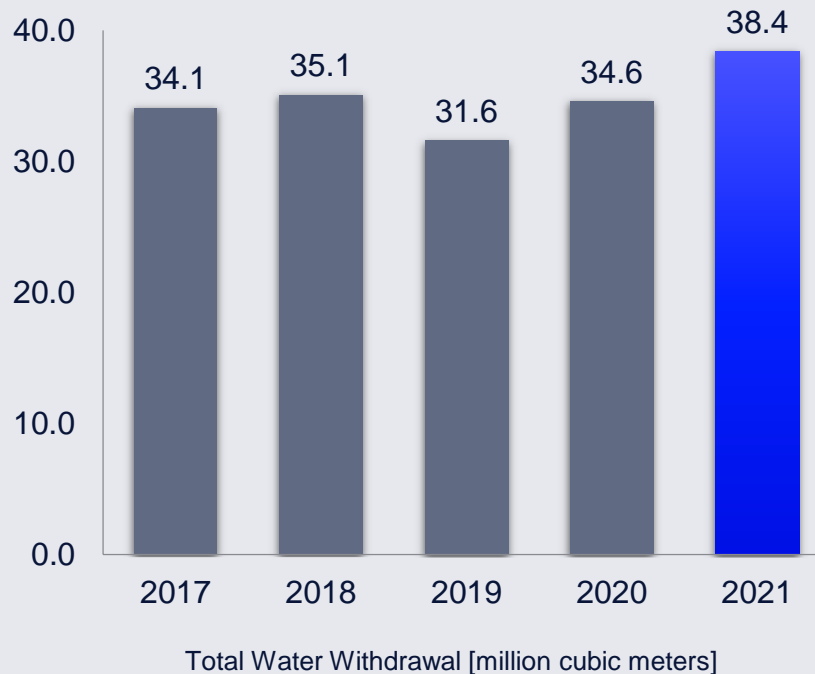
Total water consumed in process [million m³] – 2020: 1.24; 2021: 1.2.

2. The increase in water withdrawal from 2020 to 2021 was due to an increase in non-contact cooling water at two of our sites.
3. 2017-2021 data includes legacy AbbVie only.
4. 2021 data assured by DNV.

¹ Total water withdrawal by source comprises municipal, groundwater and fresh surface water.

2021 Environment and Safety Performance

Total Water Withdrawal 5 year trend

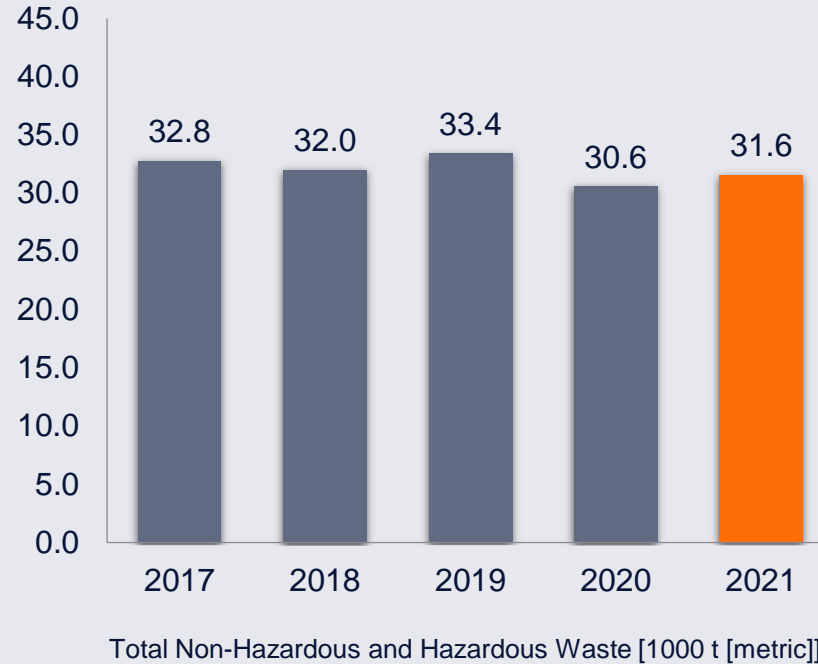


Waste Metrics

Notes on Metrics:

1. Data excludes Construction and Demolition waste.
2. 2017-2021 data includes legacy AbbVie only.
3. 2021 data assured by DNV.

Total Non-Hazardous and Hazardous Waste 5 year trend



Waste Metrics

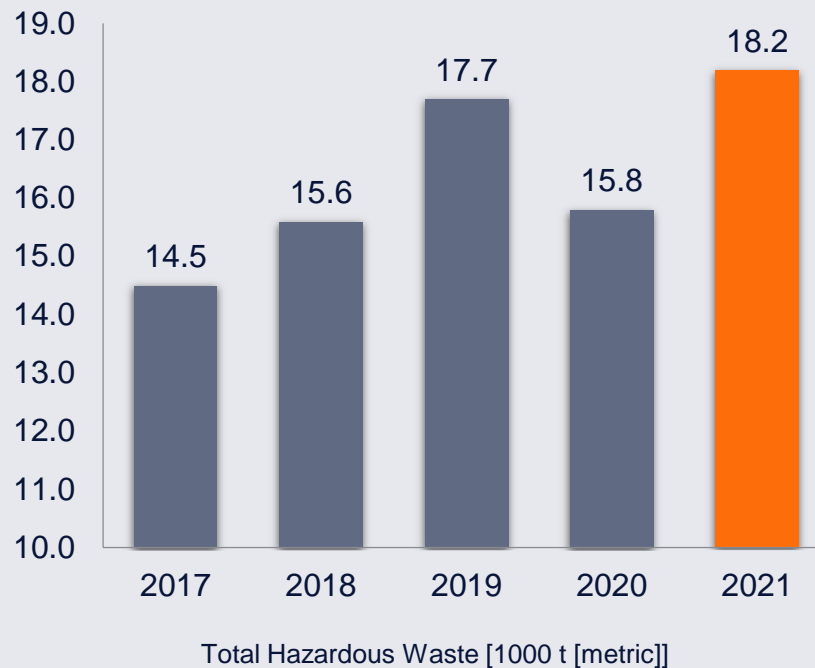
Notes on Metrics:

1. Data excludes Construction and Demolition waste.
2. 2017-2021 data includes legacy AbbVie only.
3. 2021 data assured by DNV.

Notes on Trends:

The 2021 increase in Hazardous waste is due to increased production at one facility.

Total Hazardous Waste 5 year trend



Waste Metrics

Notes on Metrics:

1. Total waste disposed includes waste disposed of in the following manner: Landfilled, Treated, Incinerated without Energy Recovery.
2. Data excludes Construction and Demolition waste.
3. 2017-2021 data includes legacy AbbVie only.
4. 2021 data assured by DNV.

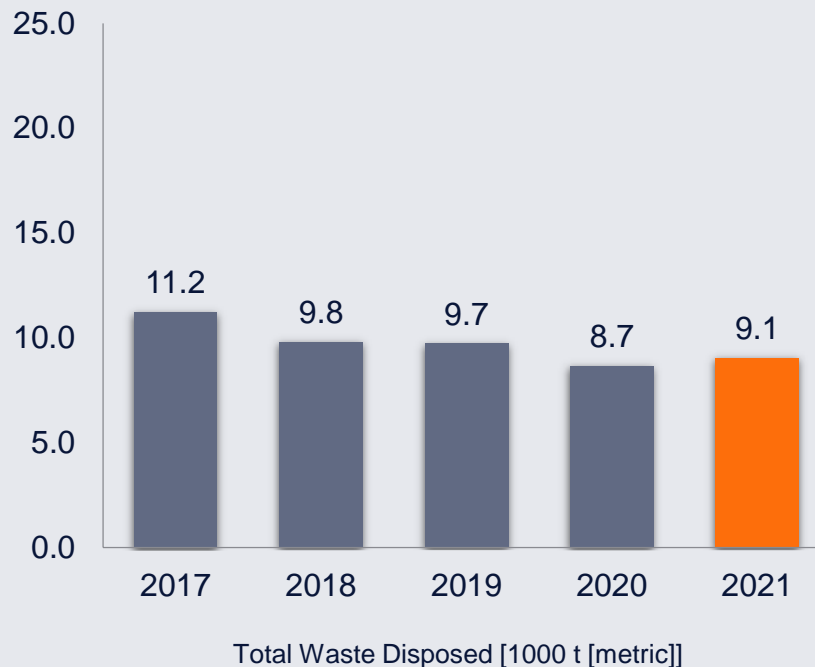
*1Non-Hazardous waste reused/recycled [1000 t [metric]] - 2021: 7.3; ²Hazardous waste reused/recycled [1000 t [metric]] - 2021: 15.0.

1 Non-Hazardous waste reused/recycled includes waste Recycled and Incinerated with Energy Recovery.

2 Hazardous waste reused/recycled includes waste Recycled and Incinerated with Energy Recovery.

2021 Environment and Safety Performance

Total Waste Disposed 5 year trend



Safety Metrics

Notes on Metrics:

1. Data reported in 2018 has been restated due to changes in classification of injury/illness cases post year. Periodically cases will change Recordability or Lost Time status based on medical case management.
2. Data is presented as the rate per 200,000 hours worked.
3. 2017-2021 data includes legacy AbbVie only.
4. 2021 data assured by DNV.

Recordable Incident Rate 5 year trend

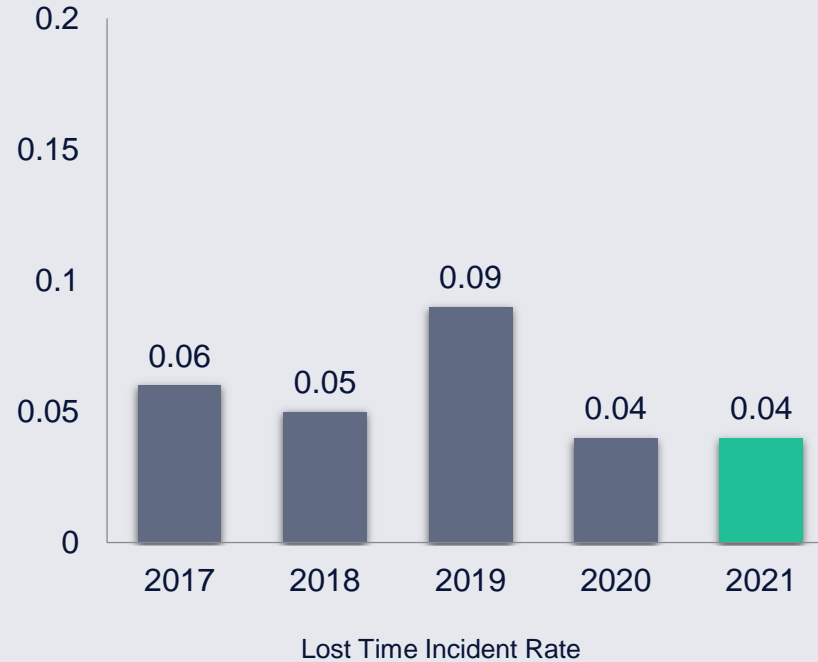


Safety Metrics

Notes on Metrics:

1. Data is presented as the rate per 200,000 hours worked.
2. 2017-2021 data includes legacy AbbVie only.
3. 2021 data assured by DNV.

Lost Time Incident Rate 5 year trend



Independent Limited Assurance Report

to the Directors of AbbVie Inc.

AbbVie Inc (“AbbVie”) commissioned DNV Business Assurance Services UK Limited (“DNV”, “us” or “we”) to conduct a limited assurance engagement over Selected Information presented in the 2021 Environment and Safety Performance report (the “Report”) for the year ended 31st December 2021.

Our Conclusion

Based on the procedures we have performed and the evidence we have obtained, nothing has come to our attention that causes us to believe that the Selected Information is not fairly stated and has not been prepared, in all material respects, in accordance with the Criteria.

This conclusion relates only to the Selected Information, and is to be read in the context of this Independent Limited Assurance Report, in particular the inherent limitations explained overleaf.



Our competence, independence and quality control

DNV’s established policies and procedures are designed to ensure that DNV, its personnel and, where applicable, others are subject to independence requirements (including personnel of other entities of DNV) and maintain independence where required by relevant ethical requirements. This engagement work was carried out by an independent team of sustainability assurance professionals. DNV holds other audit and assurance contracts with AbbVie, none of which conflict with the scope of this work. Our multi-disciplinary team consisted of professionals with a combination of environmental and sustainability assurance experience.

Selected Information

The scope and boundary of our work is restricted to the key performance indicators included within the Report (the “Selected Information”), listed below:

- Total energy consumption (MWh)
- Total GHG emissions ('000 metric tons CO2e) by market and location methodology
- Scope 1 GHG emissions ('000 metric tons CO2e)
- Scope 2 GHG emissions ('000 metric tons CO2e) by market and location methodology
- Total water consumption (million m3)
- Total water withdrawal (million m3)
- Total water discharged (million m3)
- Water consumed in process (million m3)
- Total hazardous and non-hazardous waste ('000 metric tons)
- Total non-hazardous waste ('000 metric tons)
- Total non-hazardous waste recycled, used or sold ('000 metric tons)
- Total hazardous waste ('000 metric tons)
- Total waste disposed ('000 metric tons)
- Total Recordable Incident Rate (# per 200,000 hours worked)
- Lost Time Incident Rate (# per 200,000 hours worked)

To assess the Selected Information, which includes an assessment of the risk of material misstatement in the Report, we have used AbbVie’s reporting criteria (the “Criteria”), which can be found within the 2021 Environment and Safety Performance report.

We have not performed any work, and do not express any conclusion, on any other information that may be published in the Report or on AbbVie’s website for the current reporting period or for previous periods.

Standard and level of assurance

We performed a limited assurance engagement in accordance with the International Standard on Assurance Engagements (ISAE) 3000 revised – ‘Assurance Engagements other than Audits and Reviews of Historical Financial Information’ (revised), issued by the International Auditing and Assurance Standards Board. This standard requires that we comply with ethical requirements and plan and perform the assurance engagement to obtain limited assurance.

DNV applies its own management standards and compliance policies for quality control, in accordance with ISO/IEC 17021:2015 - Conformity Assessment Requirements for bodies providing audit and certification of management systems, and accordingly maintains a comprehensive system of quality control including documented policies and procedures regarding compliance with ethical requirements, professional standards and applicable legal and regulatory requirements.

The procedures performed in a limited assurance engagement vary in nature and timing from, and are less in extent than for, a reasonable assurance engagement; and the level of assurance obtained is substantially lower than the assurance that would have been obtained had a reasonable assurance engagement been performed. We planned and performed our work to obtain the evidence we considered sufficient to provide a basis for Our Conclusion, so that the risk of this conclusion being in error is reduced but not reduced to very low.

Basis of Our Conclusion

We are required to plan and perform our work in order to consider the risk of material misstatement of the Selected Information; our work included, but was not restricted to:

- Assessing the appropriateness of the Criteria for the Selected Information;
- Conducting interviews with AbbVie management to obtain an understanding of the key processes, systems and controls in place to generate, aggregate and report the Selected Information;
- Site visits to Abbott Park (USA), North Chicago (USA) and Westport (Ireland) to review processes and systems for preparing site level data consolidated at Head Office. We were free to choose sites, selection was on the basis of materiality;
- Performing limited substantive testing on a sample of the Selected Information to check that data had been appropriately measured, recorded, collated and reported;
- Reviewing that the evidence, measurements and their scope provided to us by AbbVie for the Selected Information is prepared in line with the Criteria; and
- Reading the Report and narrative accompanying the Selected Information within it with regard to the Criteria.

DNV Business Assurance Services UK Limited

London, UK
31st March 2022

Inherent limitations

All assurance engagements are subject to inherent limitations as selective testing (sampling) may not detect errors, fraud or other irregularities. Non-financial data may be subject to greater inherent uncertainty than financial data, given the nature and methods used for calculating, estimating and determining such data. The selection of different, but acceptable, measurement techniques may result in different quantifications between different entities.

Our assurance relies on the premise that the data and information provided to us by AbbVie have been provided in good faith. DNV expressly disclaims any liability or co-responsibility for any decision a person or an entity may make based on this Assurance Statement

Responsibilities of the Directors of AbbVie and DNV

The Directors of AbbVie have sole responsibility for:

- Preparing and presenting the Selected information in accordance with the Criteria;
- Designing, implementing and maintaining effective internal controls over the information and data, resulting in the preparation of the Selected Information that is free from material misstatements;
- Measuring and reporting the Selected Information based on their established Criteria; and
- Contents and statements contained within the Report and the Criteria.

Our responsibility is to plan and perform our work to obtain limited assurance about whether the Selected Information has been prepared in accordance with the Criteria and to report to AbbVie in the form of an Independent Limited Assurance Conclusion, based on the work performed and the evidence obtained. We have not been responsible for the preparation of the Report.

DNV Business Assurance

DNV Business Assurance Services UK Limited is part of DNV Business Assurance, a global provider of certification, verification, assessment and training services, helping customers to build sustainable business performance.
www.dnvgl.co.uk/BetterAssurance